

Lord Street Primary School  
Lord Street, COLNE,  
Lancashire, BB8 9AR.

Head Teacher: Mrs H Walsh  
Telephone: 01282 865597

## **PSHE (Personal, Social, Health Education) Policy (including Relationships and Health Education statutory from September 2020, and our position on Sex Education)**

### **INTENT**

All schools must provide a curriculum that is broadly based, balanced and meets the needs of all pupils. Under section 78 of the Education Act 2002 and the Academies Act 2010, a PSHE curriculum:

- Promotes the spiritual, moral, cultural, mental and physical development of pupils at the school and of society, and
- Prepares pupils at the school for the opportunities, responsibilities and experiences of later life.

### **Personal, Social, Health and Economic Education (PSHE)**

At Lord Street Primary School, we teach Personal, Social, Health and Economic Education as a whole-school approach to underpin children's development as people and because we believe that this also supports their learning capacity.

We follow the scheme of learning and overview offered by Kapow Primary which is mapped to meet the guidance and requirements set out by the PSHE Association. This ensures that we are able to provide a comprehensive, carefully thought-through programme of study which brings consistency and progression to our children's learning in this vital curriculum area.

The overview of the programme can be seen on the school website.

This also supports the "Personal Development" and "Behaviour and Attitude" aspects required under the Ofsted Inspection Framework, as well as significantly contributing to the school's Safeguarding and Equality Duties, the Government's British Values agenda and the SMSC (Spiritual, Moral, Social, Cultural) development opportunities provided for our children.

### **Statutory Relationships and Health Education (RSHE)**

"The Relationships Education, Relationships and Sex Education and Health Education (England) Regulations 2019, made under sections 34 and 35 of the Children and Social Work Act 2017, make Relationships Education compulsory for all pupils receiving primary education. They also make Health Education compulsory in all schools except independent schools." DfE Guidance p.8

“Today’s children and young people are growing up in an increasingly complex world and living their lives seamlessly on and offline. This presents many positive and exciting opportunities, but also challenges and risks. In this environment, children and young people need to know how to be safe and healthy, and how to manage their academic, personal and social lives in a positive way.”

“This is why we have made Relationships Education compulsory in all primary schools in England, as well as making Health Education compulsory in all state-funded schools.”

“In primary schools, we want the subjects to put in place the key building blocks of healthy, respectful relationships, focusing on family and friendships, in all contexts, including online. This will sit alongside the essential understanding of how to be healthy.”

“These subjects represent a huge opportunity to help our children and young people develop. The knowledge and attributes gained will support their own, and others’ wellbeing and attainment and help young people to become successful and happy adults who make a meaningful contribution to society.”

*Secretary of State Foreword DfE Guidance 2019 p.4-5*

Here, at Lord Street Primary School we value PSHE as one way to support children’s development as human beings, to enable them to understand and respect who they are, to empower them with a voice and to equip them for life and learning.

We include the statutory Relationships and Health Education objectives within our whole-school PSHE programme. To ensure progression and a spiral curriculum which matches our pupils’ needs, we use Kapow Primary which is mapped to the PSHE Associations’ Programme of Study (a national programme of study for the subject which is regularly signposted to by the Department for Education for schools to use) and its core themes: Health and wellbeing, Relationships and Living in the wider world. Kapow Primary has ensured that these themes are addressed yearly through the topics: Family and relationships, Health and wellbeing, Safety and the changing body, Citizenship and Economic wellbeing, alongside Identity which is covered in Year 6.

As members of the PSHE Association, the complimentary update policy ensures we are always using the most up to date teaching materials and that our teachers are well-supported.

Our PSHE policy is informed by existing DfE guidance:







- [Keeping Children Safe in Education](#) (statutory guidance)
- [Respectful School Communities: Self Review and Signposting Tool](#) (a tool to support a whole school approach that promotes respect and discipline)
- [Behaviour and Discipline in Schools](#) (advice for schools, including advice for appropriate behaviour between pupils)
- [Equality Act 2010 and schools](#)
- [SEND code of practice: 0 to 25 years](#) (statutory guidance)
- [Alternative Provision](#) (statutory guidance)
- [Mental Health and Behaviour in Schools](#) (advice for schools)
- [Preventing and Tackling Bullying](#) (advice for schools, including advice on [cyberbullying](#))
- [Sexual violence and sexual harassment between children in schools](#) (advice for schools)
- [The Equality and Human Rights Commission Advice and Guidance](#) (provides advice on avoiding discrimination in a variety of educational contexts)
- [Promoting Fundamental British Values as part of SMSC in schools](#) (guidance for maintained schools on promoting basic important British values as part of pupils’ spiritual, moral, social and cultural (SMSC))
- [SMSC requirements for independent schools](#) (guidance for independent schools on how they should support pupils' spiritual, moral, social and cultural development).

# IMPLEMENTATION

## What do we teach when and who teaches it?

### Whole-school approach

Our PSHE and RSE overview ensures coverage of all areas of PSHE for the primary phase including statutory Relationships and Health Education. The overview for the year is broken down into 5 overarching topics which are taught across the school; as the learning deepens and broadens every year. These topics are Family and relationships, Health and wellbeing, Safety and the changing body, Citizenship and Economic wellbeing, alongside Identity which is covered in Year 6.

Topics		Knowledge and skills developed
 <b>Family and relationships</b>	<b>Key Stage 1</b> Pupils learn about families and relationships, physical health and mental wellbeing, being safe online and first aid and safety	Valuing different family structures  Creating and maintaining positive friendships
 <b>Health and wellbeing</b>	<b>Lower Key Stage 2</b> Pupils learn about families and relationships and physical health and mental wellbeing. The issue of influence and choice is explored and understanding of online safety is further developed. Pupils learn basic first aid and are introduced to puberty.	Developing safe and respectful relationships
 <b>Safety and the changing body</b>		Understanding the changes that take place during puberty
 <b>Citizenship</b>	<b>Upper Key Stage 2</b> Further developing their understanding of families and relationships, pupils learn about stereotyping and conflict resolution. Learning to take greater responsibility for their physical and mental health and about puberty, including menstruation and about conception. Responsible digital citizenships is also explored further.	Promoting good health and carrying out first aid
 <b>Economic wellbeing</b>		Learning to make independent choices and not be influenced by others
 <b>Identity (year 6)</b>		Operating safely in a digital world

At Lord Street Primary School, we allocate 1 Hour to PSHE each week in order to teach the PSHE knowledge and skills in a developmental and age-appropriate way.

These explicit lessons are reinforced and enhanced in many ways:

Assemblies, praise and reward system, through relationships child to child, adult to child and adult to adult across the school. We aim to 'live' what is learnt and apply it to everyday situations in the school community.

Class teachers deliver the weekly lessons to their own classes.

## Resources

The children have access to a broad variety of high quality texts to support teaching and learning, both in the classroom and to access from the school library. They are also signposted to appropriate web resources to support their learning. All children have a PSHE workbook where they record their work.

## Professional development for PSHE subject leader

The subject leader is a member of the PSHE Association, which is the national association for PSHE education professionals. It provides members with dedicated support, resources, training and guidance.

## Monitoring

Monitoring is carried out by the PSHE Subject Leader throughout the school year in the following ways:

- Discussions with pupils and staff
- Lesson observations and drop ins
- Work samples
- Team teaching
- Displays

## Impact / Assessment

There are a number of reasons why it is important that learning in PSHE education is assessed. It is important for pupils to have opportunities to reflect on their learning and assessment also increases pupils' motivation and improves learning as their raised awareness of their development illustrates the value of their learning. It is important for teachers to feel confident that learning has taken place, to be able to demonstrate progress, and to identify future learning needs. It also allows the leadership team, parents, governors and school inspectors to see the impact that PSHE education is having for pupils and for whole school outcomes, such as Ofsted judgements on personal development, behaviour and welfare, safeguarding, spiritual, moral, social and cultural (SMSC) development and the promotion of fundamental British values. Without assessing our PSHE education, all we can do is describe our provision; we cannot show its impact.

The essential skills and attributes identified in the programme of study are arguably the hardest aspect of learning to assess. It is difficult for teachers to accurately assess a pupil's self-confidence or sense of their own identity and values. However, pupils themselves will be able to judge, for instance, whether they feel more confident, or have a firmer sense of their own beliefs and opinions than they did before a particular series of lessons. Such personal reflection in PSHE education lessons is essential, so ensuring pupils have time and space within the lessons to reflect on this, either privately or through discussion, is a vital part of the assessment process.

Assessing learning in PSHE education must therefore use a combination of teacher assessment and pupil self- and peer assessment. It would be inappropriate for assessment in PSHE education to be about levels or grades, passing or failing. The model of assessment that is most meaningful in PSHE education is ipsative assessment. Ipsative assessment compares where a pupil is at the end of a lesson or series of lessons against where they were before the lesson(s), in a similar way to an athlete measuring today's performance against their own previous performance. So, the benchmark against which progress is measured is the pupil's own starting point, not the performance of others or the requirements of an exam syllabus. This gives us the following model for assessing any learning in PSHE

## Baseline assessment activities

The nature of PSHE education is such that we cannot make any assumptions, based on a pupil's age or year group, about their existing knowledge, understanding, attributes, skills, strategies, beliefs and attitudes. So to assess learning and progress effectively, it is vital that we carry out a baseline assessment before we teach anything new. As pupils' learning in topics such as healthy eating, online safety, relationships and so on will come from a number of sources, we can only see whether they have made progress in their learning if we have established the knowledge, understanding, attributes, skills, strategies, beliefs and attitudes they had before any new teaching took place. The learning we wish to assess will relate to the pupils' attributes and skills (such as resilience, negotiation, self-awareness, risk management and interpersonal skills), as well as the knowledge and understanding related to the context (for example bullying, consent, mental and emotional health). Pupils' existing knowledge and understanding is arguably the easiest learning to assess but whilst gauging pupils' existing skills, strategies, attitudes, beliefs and attributes can never be an exact science, there are activities that will allow teachers an insight into their pupils' starting point

Examples of baseline activities include: questioning, discussion, brainstorming, role play, hot seating, freeze frame, responding to a picture, video clip, mind map, quiz, questionnaire, responding to an alien, continuum washing line, card sort e.g. diamond 9,

## Assessing progress over the course of a lesson or series of lessons

At the end of the lesson or series of lessons, pupils should have opportunities to demonstrate the progress they have made from their starting point assessed in the baseline activity. Possibly the simplest and most effective way of demonstrating progress is to either repeat, or better still, revisit the original baseline activity. Some baseline assessment activities (such as mind-maps, 'draw and write', 'explain to an alien'), lend themselves very well to a simple revisit where each pupil uses a different colour to add to their baseline activity and make any changes they now want to make, allowing the pupil and teacher to clearly see how far they have come in their learning. In other cases, pupils might repeat the activity or carry out a completely different activity. Taking the examples of baseline activities above, the table below indicates possible ways of revisiting or using those activities to demonstrate progress at the end of the lesson or series of lessons. Again, this is not a definitive list and activities should always be used flexibly to meet the needs of pupils and the learning objectives.

Baseline assessment activity	End point activity to demonstrate progress
Questioning	Revisit key questions, extending with higher order questions. Invite pupils to think of key questions for future learning.
Discussion	Revisit main arguments from baseline discussion; formal debate; presentations.
Brainstorming	If written down, revisit in a different colour – add, amend, expand.
Role-play, hot-seating, freeze-frame and other drama techniques	Repeat role-play showing how strategies have developed/changed and demonstrating new skills; script a conversation or role-play on a related but more challenging situation.
Storyboards/cartoon strip/scenario script writing	Evaluate effectiveness of baseline strategies/ideas through discussion; revisit in a different colour – add, amend, expand, change; role-play their revised script.
Responding to a scenario, picture or video clip	If written down, revisit in a different colour – add, amend, expand; discuss or write down any changes to their response as a result of the learning.
Mind map or spider diagram	Revisit in a different colour – add, amend, expand.
'Graffiti wall'/working wall'	Revisit in a different colour – add, amend, expand; answer questions written on the wall at the beginning and think of key questions for future learning.
Quiz	Repeat quiz; ask pupils to write a new set of quiz questions for peers to answer.
Questionnaire	Repeat questionnaire; ask pupils to write a new questionnaire for peers to answer.
Continuum/washing line'	Repeat the activity asking pupils to discuss whether, and if so how far, they have moved along the continuum and why; photograph new continuum or washing line positions and compare with photo of baseline positions.
Points on a scale (e.g. pupils rating themselves on a scale for where they see themselves to be in relation to the learning outcomes)	Pupils rate themselves on the same scale in the light of the new learning.
'Draw and write' (pupils respond in pictures and words to an open-ended, neutral instruction: e.g. draw someone doing something risky, draw a healthy person)	Revisit in a different colour – add, amend, expand.
Explain to an alien	Revisit in a different colour – add, amend, expand; think of additional questions for the alien to ask to explore the concept further and answer each other's questions.
Card sort e.g. 'diamond 9'	Repeat the card sort; photograph and compare to a photo of the original; justify verbally or in writing any changes to the order resulting from the new learning.

Additional ideas for end point activities to demonstrate learning at the end of a series of lessons:

- Presentations
- Producing resources and materials to teach younger pupils
- Leading a discussion or other learning activity with younger pupils
- Producing a blog or podcast
- Keeping a journal, diary or log of times when they have demonstrated a particular skill or attribute during the week

## Relationships Education

***What does the DfE statutory guidance on Relationships Education expect children to know by the time they leave primary school?***

Relationships Education in primary schools will cover 'Families and people who care for me', 'Caring friendships', 'Respectful relationships', 'Online relationships', and 'Being safe'.

The expected outcomes for each of these elements can be found further on in this policy. We will help children to appreciate that there are many types of family composition and that each is important to the children involved. This holistic approach ensures the learning is reinforced through the year and across the curriculum.

## Health Education

***What does the DfE statutory guidance on Health Education expect children to know by the time they leave primary school?***

Health Education in primary schools will cover 'Mental wellbeing', 'Internet safety and harms', 'Physical health and fitness', 'Healthy eating', 'Drugs, alcohol and tobacco', 'Health and prevention', 'Basic First Aid', 'Changing adolescent body'. The expected outcomes for each of these elements can be found further on in this policy. We will ensure that emotional and mental health is nurtured every lesson, social skills are grown and respect is enhanced through a variety of ways.

Also, teaching children about puberty is now a statutory requirement which sits within the Health Education part of the DfE guidance.

Again, the mapping document transparently shows how the whole school approach spirals the learning and meets all statutory requirements and more.

## Sex Education

All pupils must be taught the aspects of sex education outlined in the primary science curriculum – this includes teaching about the main external parts of the human body, how it changes as it grows from birth to old age, including puberty, and the reproductive process in some plants and animals.

**The schools within the Pennine Trust are free to determine whether pupils should be taught sex education beyond what is required of the national curriculum.**

### Withdrawing from the subjects

Relationships and health education are statutory at primary and parents do not have the right to withdraw their child from the subjects. As sex education is not statutory at primary level (other than what must be taught as part of the science curriculum), parents have the right to request to withdraw their child from all or part of the sex education curriculum.

The headteacher will grant withdrawal requests. However, the headteacher will discuss the request with the parent and, if appropriate, their child, to ensure that their wishes are understood and to clarify the nature and purpose of the curriculum. The headteacher will discuss with the parent, the benefits of receiving this important education and any adverse effects that withdrawal may have on the pupil – this could include, for example, social and emotional effects of being excluded. The headteacher will keep a record of the discussion between themselves, the pupil and the parent. The headteacher will grant a parent’s request to withdraw their child from sex education, other than the content that must be taught as part of the science curriculum. The parent will be informed in writing of the headteacher’s decision. Where a pupil is withdrawn from sex education, the headteacher will ensure that the pupil receives appropriate alternative education.

## Monitoring and Review

The Curriculum Committee of the governing body monitors this policy on an annual basis. This committee reports its findings and recommendations to the full governing body, as necessary, if the policy needs modification. The Curriculum Committee gives serious consideration to any comments from parents about the PSHE (RSHE) programme and makes a record of all such comments. Governors scrutinise and ratify teaching materials to check they are in accordance with the school’s ethos.

## Equality

**This policy will inform the school’s Equalities Plan.**

The DfE Guidance 2019 (p. 15) states, “Schools should ensure that the needs of all pupils are appropriately met, and that all pupils understand the importance of equality and respect. Schools must ensure they comply with the relevant provisions of the Equality Act 2010 under which sexual orientation and gender reassignment are amongst the protected characteristics.

At the point at which schools consider it appropriate to teach their pupils about LGBT (Lesbian, Gay, Bisexual, Transgender), they should ensure this content is fully integrated into their programmes of study for this area of the curriculum rather than delivered as a stand-alone unit or lesson. Schools are free to determine how they do this, and we expect all pupils to have been taught LGBT content at a timely point as part of this area of the curriculum”. At Lord Street Primary School we promote respect for all and value every individual child. We also respect the right of our children, their families and our staff, to hold beliefs, religious or otherwise, and understand that sometimes these may be in tension with our approach to some aspects of Relationships, Health and Sex Education.

## Policy Review

This policy is reviewed annually.

	Signed Subject Leader
Date of review: September 2024	<i>Kerry Towers</i>
Date of next review: September 2025	

## Relationships Education in Primary schools – DfE Guidance 2019

The focus in primary school should be on teaching the fundamental building blocks and characteristics of positive relationships, with particular reference to friendships, family relationships, and relationships with other children and with adults.

The guidance states that, by the end of primary school:

	Pupils should know...
<b>Families and people who care for me</b>	<ul style="list-style-type: none"> <li>• that families are important for children growing up because they can give love, security and stability.</li> <li>• the characteristics of healthy family life, commitment to each other, including in times of difficulty, protection and care for children and other family members, the importance of spending time together and sharing each other's lives.</li> <li>• that others' families, either in school or in the wider world, sometimes look different from their family, but that they should respect those differences and know that other children's families are also characterised by love and care.</li> <li>• that stable, caring relationships, which may be of different types, are at the heart of happy families, and are important for children's security as they grow up.</li> <li>• that marriage represents a formal and legally recognised commitment of two people to each other which is intended to be lifelong (Marriage in England and Wales is available to both opposite sex and same sex couples. The Marriage (Same Sex Couples) Act 2013 extended marriage to same sex couples in England and Wales. The ceremony through which a couple get married may be civil or religious).</li> <li>• how to recognise if family relationships are making them feel unhappy or unsafe, and how to seek help or advice from others if needed.</li> <li>• about different types of bullying (including cyberbullying), the impact of bullying, responsibilities of bystanders (primarily reporting bullying to an adult) and how to get help.</li> <li>• what a stereotype is, and how stereotypes can be unfair, negative or destructive.</li> <li>• the importance of permission-seeking and giving in relationships with friends, peers and adults.</li> </ul>
<b>Online relationships</b>	<ul style="list-style-type: none"> <li>• that people sometimes behave differently online, including by pretending to be someone they are not.</li> <li>• that the same principles apply to online relationships as to face-to-face relationships, including the importance of respect for others online including when we are anonymous.</li> <li>• the rules and principles for keeping safe online, how to recognise risks, harmful content and contact, and how to report them.</li> <li>• how to critically consider their online friendships and sources of information including awareness of the risks associated with people they have never met.</li> <li>• how information and data is shared and used online.</li> </ul>
<b>Being safe</b>	<ul style="list-style-type: none"> <li>• what sorts of boundaries are appropriate in friendships with peers and others (including in a digital context).</li> <li>• about the concept of privacy and the implications of it for both children and adults; including that it is not always right to keep secrets if they relate to being safe.</li> <li>• that each person's body belongs to them, and the differences between appropriate and inappropriate or unsafe physical, and other, contact.</li> <li>• how to respond safely and appropriately to adults they may encounter (in all contexts, including online) whom they do not know.</li> <li>• how to recognise and report feelings of being unsafe or feeling bad about any adult.</li> <li>• how to ask for advice or help for themselves or others, and to keep trying until they are heard,</li> <li>• how to report concerns or abuse, and the vocabulary and confidence needed to do so.</li> <li>• where to get advice e.g. family, school and/or other sources.</li> </ul>



## Physical health and mental well-being education in Primary schools – DfE Guidance

The focus in primary school should be on teaching the characteristics of good physical health and mental wellbeing. Teachers should be clear that mental well-being is a normal part of daily life, in the same way as physical health.

By the end of primary school:

	<b>Pupils should know</b>
<b>Mental wellbeing</b>	<ul style="list-style-type: none"> <li>• that mental wellbeing is a normal part of daily life, in the same way as physical health.</li> <li>• that there is a normal range of emotions (e.g. happiness, sadness, anger, fear, surprise, nervousness) and scale of emotions that all humans experience in relation to different experiences and situations.</li> <li>• how to recognise and talk about their emotions, including having a varied vocabulary of words to use when talking about their own and others' feelings.</li> <li>• how to judge whether what they are feeling and how they are behaving is appropriate and proportionate.</li> <li>• the benefits of physical exercise, time outdoors, community participation, voluntary and service-based activity on mental well-being and happiness.</li> <li>• simple self-care techniques, including the importance of rest, time spent with friends and family and the benefits of hobbies and interests.</li> <li>• isolation and loneliness can affect children and that it is very important for children to discuss their feelings with an adult and seek support.</li> <li>• that bullying (including cyberbullying) has a negative and often lasting impact on mental well-being.</li> <li>• where and how to seek support (including recognising the triggers for seeking support), including whom in school they should speak to if they are worried about their own or someone else's mental well-being or ability to control their emotions (including issues arising online).</li> <li>• it is common for people to experience mental ill health. For many people who do, the problems can be resolved if the right support is made available, especially if accessed early enough.</li> </ul>
<b>Internet safety and harms</b>	<ul style="list-style-type: none"> <li>• that for most people the internet is an integral part of life and has many benefits.</li> <li>• about the benefits of rationing time spent online, the risks of excessive time spent on electronic devices and the impact of positive and negative content online on their own and others' mental and physical wellbeing.</li> <li>• how to consider the effect of their online actions on others and know how to recognise and display respectful behaviour online and the importance of keeping personal information private.</li> <li>• why social media, some computer games and online gaming, for example, are age restricted.</li> <li>• that the internet can also be a negative place where online abuse, trolling, bullying and harassment can take place, which can have a negative impact on mental health.</li> <li>• how to be a discerning consumer of information online including understanding that information, including that from search engines, is ranked, selected and targeted.</li> <li>• where and how to report concerns and get support with issues online.</li> </ul>
<b>Physical health and fitness</b>	<ul style="list-style-type: none"> <li>• the characteristics and mental and physical benefits of an active lifestyle.</li> <li>• the importance of building regular exercise into daily and weekly routines and how to achieve this; for example, walking or cycling to school, a daily active mile or other forms of regular, vigorous exercise.</li> <li>• the risks associated with an inactive lifestyle (including obesity).</li> <li>• how and when to seek support including which adults to speak to in school if they are worried about their health.</li> </ul>

<b>Healthy eating</b>	<ul style="list-style-type: none"> <li>• what constitutes a healthy diet (including understanding calories and other nutritional content).</li> <li>• the principles of planning and preparing a range of healthy meals.</li> <li>• the characteristics of a poor diet and risks associated with unhealthy eating (including, for example, obesity and tooth decay) and other behaviours (e.g. the impact of alcohol on diet or health).</li> </ul>
<b>Drugs, alcohol and tobacco</b>	<ul style="list-style-type: none"> <li>• how to recognise early signs of physical illness, such as weight loss, or unexplained changes to the body.</li> <li>• about safe and unsafe exposure to the sun, and how to reduce the risk of sun damage, including skin cancer.</li> <li>• the importance of sufficient good quality sleep for good health and that a lack of sleep can affect weight, mood and ability to learn.</li> <li>• about dental health and the benefits of good oral hygiene and dental flossing, including regular check-ups at the dentist.</li> <li>• about personal hygiene and germs including bacteria, viruses, how they are spread and treated, and the importance of handwashing.</li> <li>• the facts and science relating to immunisation and vaccination</li> </ul>
<b>Basic first aid</b>	<ul style="list-style-type: none"> <li>• how to make a clear and efficient call to emergency services if necessary.</li> <li>• concepts of basic first-aid, for example dealing with common injuries, including head injuries.</li> </ul>
<b>Changing adolescent body</b>	<ul style="list-style-type: none"> <li>• key facts about puberty and the changing adolescent body, particularly from age 9 through to age 11, including physical and emotional changes.</li> <li>• about menstrual wellbeing including the key facts about the menstrual cycle.</li> </ul>

## Policy Review

This policy is reviewed annually.

	Signed Subject Leader
Date of review: September 2024	<i>Kerry Towers</i>
Date of next review: September 2025	